



R.F. 1
26 NOV 1936

ROADS ACT, 1920.

REGISTRATION BOOK
FOR A
Mechanically Propelled Road Vehicle.

Read carefully the following Instructions.

1. Upon the first issue of this Book sign your name in the top space provided on page 3.
2. KEEP THIS BOOK IN A SAFE PLACE, NOT ON THE VEHICLE. If you lose the book, you may have trouble and delay in renewing the licence or in disposing of the vehicle; and you should report the loss at once to your Registration Authority.
3. If the particulars on page 6 are not correct, inform the Registration Authority at once.
4. If you make any change in your vehicle which affects the particulars on page 6 (h.p., unladen weight, seating capacity, colour or type of body), or if you change the class (e.g., private to hackney, goods to private, etc.) or (if not already so licensed) desire to draw a trailer, you must at once inform your Registration Authority and send this book to them. (It is an offence not to notify any change of the registration particulars). You must at the same time send the licence when the alteration affects any of the particulars thereon. If the alteration made increases the amount of licence duty payable, you should send a cheque for the amount of the additional duty.

Renewal of Licence. (See Note on page 2).

5. When your licence expires, if the vehicle has not changed hands since the licence was issued, get a Renewal Form (R.F. 1A) from your Registration Authority or from a Money Order Post Office, fill it up and either:—

- (1) Send to the Registration Authority or
- (2) Take to a principal Post Office in the area of your Registration Authority —
 - (a) the completed Form R.F. 1A,
 - (b) this book,
 - (c) the proper duty,
 - (d) the certificate of insurance,

and you will get this book back, with a new licence. Where renewal is effected at a Post Office, the old licence must be surrendered at the time of application; in other cases it must be destroyed on expiry.

6. If the last licence was not taken out by you, the vehicle must be fully declared on the appropriate Declaration Form before a new licence can be obtained. [Continued on page 2.]

Address of Registration Authority with whom this Vehicle is Registered.

LONDON COUNTY COUNCIL,
(ROAD FUND LICENCES)
THE COUNTY HALL,
WESTMINSTER BRIDGE, S.E. 1.

TAXATION DEPARTMENT,
TOWN HALL,
WARRINGTON.

TEL. 1333.

TAXATION DEPARTMENT
COURT OFFICIAL
Tel. Nos. 2877 (2 lines) WARRINGTON.

SOUTHAMPTON COUNTY COUNCIL,
THE CASTLE,
WINCHESTER.

N.B.—A Vehicle may be used during the fourteen days following the expiry of the licence provided that application is made for a renewal licence on or before the fourteenth day.

Refunds.

7. For the conditions governing the payment of a refund on the surrender of an unexpired licence, see the back of the licence. (Continued on page 5.)

Name and Address of the Person Registered with the Council, whose Date Stamp is affixed hereto, as the Person keeping the Vehicle, the particulars of which are given on page 6.

Full Name NORMAN HENRY COOPER
(IN BLOCK CAPITALS.)

Address 5 Bury Street




Usual Signature N.H. Cooper

1st CHANGE.

Full Name J. H. BARTLETT, LTD.
(IN BLOCK CAPITALS.)

Address 27a, Pembridge Villa
NOTTING HILL GATE,
LONDON, W. 11.



Usual Signature J. H. Bartlett

2nd CHANGE.

Full Name per pro. WARRINGTON SLATE CO. LTD.
(IN BLOCK CAPITALS.)

Address 33 Bold St.
Warrington



Usual Signature A. G. Mather

3rd CHANGE.

Full Name FRANK ELLISON
(IN BLOCK CAPITALS.)

Address Laclavon Cottage
Warrington



Usual Signature F. Ellison

IMPORTANT.—THE PERSON IN WHOSE NAME A VEHICLE IS REGISTERED MAY OR MAY NOT BE THE LEGAL OWNER OF THE VEHICLE.

Name and Address of the Person Registered with the Council, whose Date Stamp is affixed hereto, as the Person keeping the Vehicle, the particulars of which are given on page 6.

4th CHANGE.

Full Name R. C. K. M.
(IN BLOCK CAPITALS.)



Usual Signature

5th CHANGE.

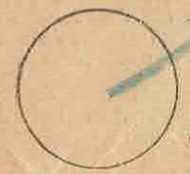
Full Name R. C. K.
(IN BLOCK CAPITALS.)



Usual Signature

6th CHANGE.


Full Name
(IN BLOCK CAPITALS.)



Usual Signature

7th CHANGE.

Full Name
(IN BLOCK CAPITALS.)



Usual Signature

IMPORTANT.—THE PERSON IN WHOSE NAME A VEHICLE IS REGISTERED MAY OR MAY NOT BE THE LEGAL OWNER OF THE VEHICLE.



26 NOV 1936

ROADS ACT, 1920.

REGISTRATION BOOK FOR A Publicly Propelled Road Vehicle.

Observe the following Instructions. The first issue of this Book sign your top space provided on page 3.

KEEP THIS BOOK IN A SAFE PLACE, NOT ON THE VEHICLE. If you lose the book, you may have delay in renewing the licence or in the vehicle; and you should report the loss to your Registration Authority.

Particulars on page 6 are not correct, inform the Registration Authority at once.

Make any change in your vehicle which is not mentioned in the particulars on page 6 (h.p., unladen weight, capacity, colour or type of body), or change the class (e.g., private to hackney, motor car, etc.) or (if not already so licensed) add a trailer, you must at once inform the Registration Authority and send this book to the Authority and notify any change in the particulars. You must at the same time send the licence when the alteration is made. Particulars on page 6 are not correct, inform the Registration Authority at once.

Renewal of Licence. (See Note on page 2). When a licence expires, if the vehicle has not been used since the licence was issued, get a new licence (R.F. 1A) from your Registration Authority. If you get a new licence from a Money Order Post Office, fill in the appropriate space on the form. Send the form to the Registration Authority or to a principal Post Office in the area of the Registration Authority — completed Form R.F. 1A, with the appropriate fee, and a certificate of insurance, and a new licence.

If a licence is effected at a Post Office, the licence must be surrendered at the time of the application. In other cases it must be destroyed.

If a licence was not taken out by you, you must have it fully declared on the appropriate form before a new licence can be issued. (Continued on page 2.)

**LONDON COUNTY COUNCIL,
(ROAD FUND LICENCES)
THE COUNTY HALL,
WESTMINSTER BRIDGE, S.E. 1.**

**TAXATION DEPARTMENT,
TOWN HALL,
WARRINGTON.
TEL. 1333.**

**LONDON COUNTY COUNCIL
TAXATION DEPARTMENT
COUNTY OFFICE,
FARNHAM,
TEL. NOS. 2877 (2 lines)**

**SOUTHAMPTON COUNTY COUNCIL,
THE CASTLE,
WINCHESTER.**

N.B.—A Vehicle may be used during the fourteen days following the expiry of the licence provided that application is made for a renewal licence on or before the fourteenth day.


Refunds.

7. For the conditions governing the payment of a refund on the surrender of an unexpired licence, see the back of the licence. (Continued on page 5.)

Full Name NORMAN HENRY COOPER
(IN BLOCK CAPITALS.)
Address 5 Bury Street
St James's
W. 1
Usual Signature } N. Cooper



1st CHANGE.
Full Name J. H. BARTLETT, LTD.
(IN BLOCK CAPITALS.)
Address 27a, Pembroke Villa
NOTTING HILL GATE,
LONDON, W. 11.
Usual Signature } J. H. Bartlett
Directors



2nd CHANGE.
Full Name per pro. WARRINGTON SLATE CO. LTD.
(IN BLOCK CAPITALS.)
Address A. G. Martin
33 Bold St.
Warrington
Usual Signature } A. G. Martin



3rd CHANGE.
Full Name FRANK ELLISON
(IN BLOCK CAPITALS.)
Address Excelsior Garage
Warrington, Cheshire
Warrington
Usual Signature } F. Ellison



IMPORTANT.—THE PERSON IN WHOSE NAME A VEHICLE IS REGISTERED MAY OR MAY NOT BE THE LEGAL OWNER OF THE VEHICLE.


4th CHANGE.
Full Name R. C. K. MONEY
(IN BLOCK CAPITALS.)
Address TRAFFORD HALL
TRAFFORD PARK
MANCHESTER
Usual Signature } R. C. K. Money




5th CHANGE.
Full Name R. C. K. MONEY
(IN BLOCK CAPITALS.)
Address R. E. MESS
ALDERSHOT
HANTS
Usual Signature } R. C. K. Money



6th CHANGE.
Full Name
(IN BLOCK CAPITALS.)
Address
Usual Signature



7th CHANGE.
Full Name
(IN BLOCK CAPITALS.)
Address
Usual Signature



IMPORTANT.—THE PERSON IN WHOSE NAME A VEHICLE IS REGISTERED MAY OR MAY NOT BE THE LEGAL OWNER OF THE VEHICLE.

8. If the licence is not renewed owing to the on-use of the vehicle, you must retain this Registration Book and produce it to the Registration Authority when you apply at a subsequent date for another licence for the same vehicle.

Change of Address.

9. If you change your permanent address, at once put your name and new address in Block Capitals in the first vacant "CHANGE" space on page 3 or 4, if 3 is filled, sign your name below it and post the book to the Registration Authority whose address is given on page 2.

Transfer of Vehicle.

10. ON TRANSFERRING THE VEHICLE TO ANOTHER PERSON, YOU MUST HAND OVER THIS BOOK TO THE PERSON ACQUIRING THE VEHICLE. At the same time you must notify in writing (either by letter or on the form mentioned below) the Registration Authority, whose address is given on page 2, that the vehicle has been handed over, and the notification must contain the following information:— (a) The Index Mark and Number of the vehicle; (b) the make and class of vehicle; and (c) the name and address of the person to whom the vehicle was handed over.

A form (R.F. 70) may be obtained for this purpose from any Money Order Post Office.

11. A PERSON ACQUIRING THIS VEHICLE AND INTENDING TO USE IT UPON THE PUBLIC ROADS (otherwise than under a Trade Licence) must, as soon as he acquires the vehicle, fill up the first vacant "CHANGE" space on page 3 (or 4, if 3 is filled) giving his full name, address and usual signature, and post this Book to the Registration Authority whose address is given on page 2. The Registration will then be transferred to his name.

12. If the person acquiring this vehicle does not intend to use it upon the public roads (otherwise than under a Trade Licence) but to dispose of it to a third party, he need not send in this Book or fill in a "CHANGE" space. He must, however, as soon as he acquires the vehicle, notify in writing the Registration Authority, whose address is given on page 2, that he holds the vehicle but does not intend to use it on the public roads. He must also comply with instruction 10 above, on transferring the vehicle to another person. (The procedure in this paragraph is designed to meet the case of dealers and other persons who do not intend to use the vehicle but to dispose of it.)

WARNING.—These instructions are issued for the guidance of those concerned, but in cases of doubt reference should be made to the Road Vehicles (Registration and Licensing) Regulations, 1924. Failure to comply with the Regulations is an offence under the Roads Act, 1920. (Maximum penalty, £20.)

Extract from Registration Particulars.

Index Mark and No. BLN167

- (a) Taxation Class. Private Coupe
(b) Type of Body. Coupe
(c) Colour. Brown
(d) Propulsion. Internal Combustion
(e) MANUFACTURER'S:—
Name Alfa Romeo
Description of Vehicle 6 C
Chassis Type Letter & No. 121 215 037
Type or Model 121 215 037
Engine No. 2961
Frame No. (Cycle) 311736
(f) Year of Engine (If manufactured prior to 1st January, 1913) 1912
(g) Rating 2
(h) Seating Capacity 2
(i) Unladen Weight 1500 tons cwt lbs
(j) Date of original registration under the Roads Act, 1920 15th/11/34

DATE STAMP AND INITIALS OF ISSUING OFFICER.



RECORD OF LICENCES ISSUED.

Table with 4 columns: Amount Paid and Date of Expiry of Licence, Date Stamp and Initials of Issuing Officer, Amount Paid and Date of Expiry of Licence, Date Stamp and Initials of Issuing Officer. Contains multiple entries with stamps from LONDON, SOUTHAMPTON, and WARRINGTON.

NW/S/9530/T... For use



FA FB 173976

N.W./S/9530/T... WH...

FC.143496



When the last space is filled, Registration Authority for a new

Any person taking this book to the counter of a Money Order Post



not renewed owing to the you must retain this Registration Book to the Registration Authority at a subsequent date for the same vehicle. When a vehicle is destroyed, or sent permanently to the Registration Authority whose name is on the Registration Book must be notified to the Registration Authority.

Change of Address. If your permanent address, at once notify the Registration Authority in Block Capitals "CHANGE" space on page 3 of your name below it and post to the Registration Authority whose name is on the Registration Book.

Transfer of Vehicle. If you are transferring the vehicle to another person, you must send the Registration Book to the person to whom it is being transferred. At the same time you must send to the Registration Authority a notice in writing (either by letter or by post) containing the following information:— (a) Name and Number of the vehicle; (b) Class of vehicle; and (c) Address of the person to whom it is being transferred. The Registration Book must be handed over to the person to whom it is being transferred.

When transferring this vehicle AND when driving it upon the public roads (under a Trade Licence) must, in addition to the vehicle, fill up the "CHANGE" space on page 3 (or 4, if the vehicle is a motor cycle) with full name, address and usual telephone number of the person to whom the Registration Book to the Registration Authority is given on page 2. The Registration Book must be transferred to his name.

When acquiring this vehicle does it upon the public roads (under a Trade Licence) but to drive it on the public roads, he need not send in Block Capitals "CHANGE" space. He must, when he acquires the vehicle, notify the Registration Authority, whose address is on the Registration Book, that he holds the vehicle but does not drive it on the public roads. He must send to the Registration Authority with instruction 10 above, on page 2, a notice in writing (either by letter or by post) to another person. (The notice is designed to meet the requirements of the Regulations and other persons who do not intend to drive it.)

When instructions are issued for the first time, in cases of vehicles which are to be driven on the public roads (under the Road Vehicles Licensing) Regulations, 1924, the Regulations is an offence under the Regulations, 1924. (Maximum penalty, £20.)

Extract from Registration Particulars.

Index Mark and No. **BLN167**


- (a) Taxation Class..... *Private*
- (b) Type of Body..... *coupe*
- (c) Colour..... *Brown*
- (d) Propulsion..... *Internal Combustion*
- (e) MANUFACTURER'S:—
Name..... *Alfa Romeo*
Description of Vehicle } *6 C.*
Chassis Type } *121 215 037*
Letter & No. }
Type or Model.....
- Engine No. *121 215 037*
- Frame No. (Cycle).....
- (f) Year of Engine.....
(If manufactured prior to 15th January 1913)
- (g) Rating..... *10 CV*
- (h) Seating Capacity.....
- (i) Unladen Weight.....
.....tonscwt.....lbs
- (j) Date of original registration under the Roads Act, 1920..... *15th/10/34*

DATE, STAMP AND INITIALS OF ISSUING OFFICER.



Note: Annual Rate of Duty £ 120
RECORD OF LICENCES ISSUED.

Amount Paid and Date of Expiry of Licence.	Date Stamp and Initials of Issuing Officer.	Amount Paid and Date of Expiry of Licence.	Date Stamp and Initials of Issuing Officer.
<i>£3.13.4</i>	<i>30.6.48</i> <i>EM 18/8</i> <i>3/11/35</i> <i>3/12/35</i> <i>3/12/35</i>	<i>£3.13.4</i>	<i>30.6.48</i> <i>LONDON C.C. LICENCES</i>
<i>£1.16.8</i>	<i>31.12.48</i> <i>31.12.48</i>	<i>£1.16.8</i>	<i>31.12.48</i> <i>SOUTHAMPTON C.C. LICENCES</i>
<i>396.96</i>	<i>9/1/36</i>	<i>396.96</i>	<i>9/1/36</i> <i>SOUTHAMPTON C.C. LICENCES</i>
<i>10.0.0</i>	<i>31/1/36</i>	<i>10.0.0</i>	<i>31/1/36</i> <i>SOUTHAMPTON C.C. LICENCES</i>
<i>20</i>	<i>3/12/37</i>	<i>20</i>	<i>3/12/37</i> <i>WARRINGTON G.S. LICENCES</i>
<i>15.16.0</i>	<i>3/17/38</i>	<i>15.16.0</i>	<i>3/17/38</i> <i>WARRINGTON G.S. LICENCES</i>
<i>£3.13.4</i>	<i>3/12/38</i>	<i>£3.13.4</i>	<i>3/12/38</i> <i>LANCASHIRE C.C. LICENCES</i>



NW/S/9530/TH
For use *North Western*



FA FB 173976



N.W./S/9530/TH

WH 1203/14



FC 1437/96



When the last space is filled, apply to your Registration Authority for a new book.

Any person finding this book should hand it over to the counter of a Money Order Post Office.

